


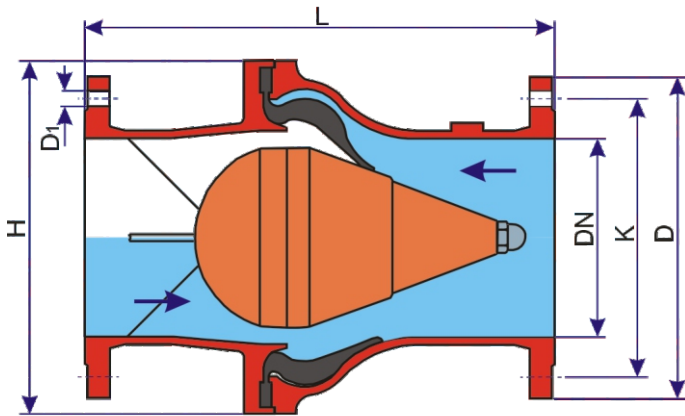
EVDOS S.A

EVDOS MECHANICAL CONSTRUCTIONS S.A

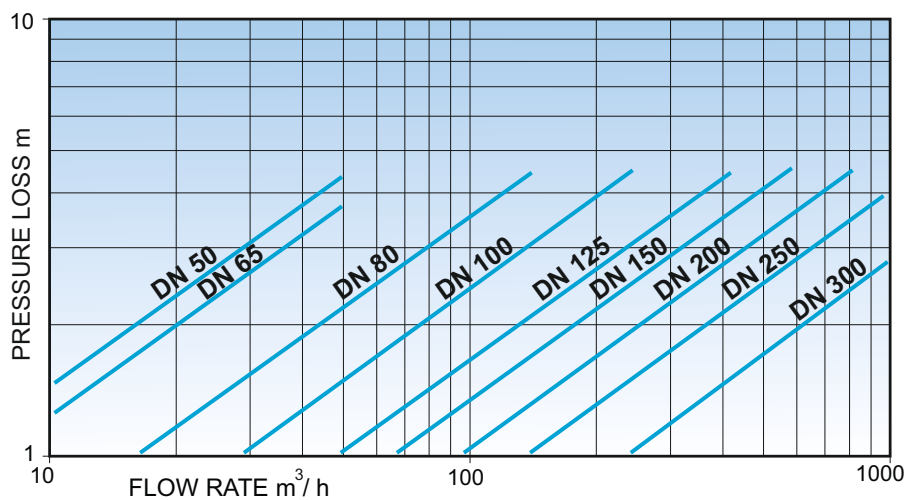


MEMBRANE CHECK VALVE

Check valve membrane type secures tightness for big working duration , closes quietly and avoids water hammer. Valve closes easily by a membrane with special form and composition.



| DESCRIPTION | MATERIAL |
|-------------|---------------------|
| BODY | Ductile iron GGG 40 |
| CONE | Ductile iron GGG 40 |
| MEMBRANE | EPDM/NBR |
| BOLTS-NUTS | Galvanized steel |



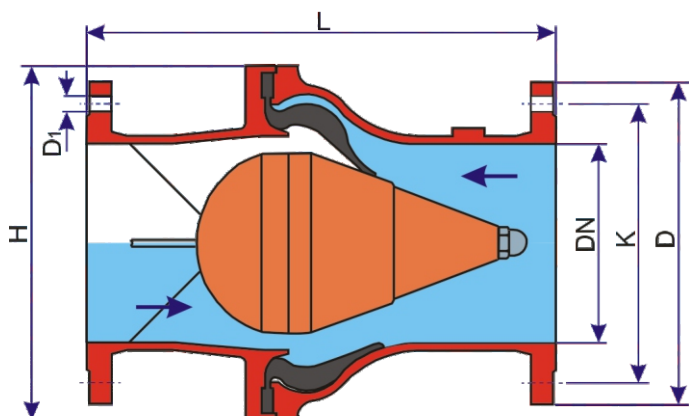
DIMENSIONS & WEIGHTS

| DN | 50 | 65 | 80 | 100 | 125 | 150 | 200 | 250 | 300 |
|-----------|------|------|------|------|------|------|-------|-------|-------|
| L | 200 | 240 | 260 | 300 | 350 | 400 | 500 | 600 | 700 |
| D PN10 | 165 | 185 | 200 | 220 | 250 | 285 | 340 | 395 | 445 |
| D PN16 | 165 | 185 | 200 | 220 | 250 | 285 | 340 | 405 | 445 |
| K PN10 | 125 | 145 | 160 | 180 | 210 | 240 | 295 | 350 | 400 |
| K PN16 | 125 | 145 | 160 | 180 | 210 | 240 | 295 | 355 | 410 |
| H | 175 | 175 | 220 | 220 | 292 | 292 | 374 | 446 | 550 |
| D1*n PN10 | 19*4 | 19*4 | 19*8 | 19*8 | 19*8 | 23*8 | 23*8 | 23*12 | 23*12 |
| D1*n PN16 | 19*4 | 19*4 | 19*8 | 19*8 | 19*8 | 23*8 | 23*12 | 28*12 | 28*12 |
| WEIGHT Kg | 15 | 17 | 21 | 23 | 39 | 46 | 82 | 135 | 240 |

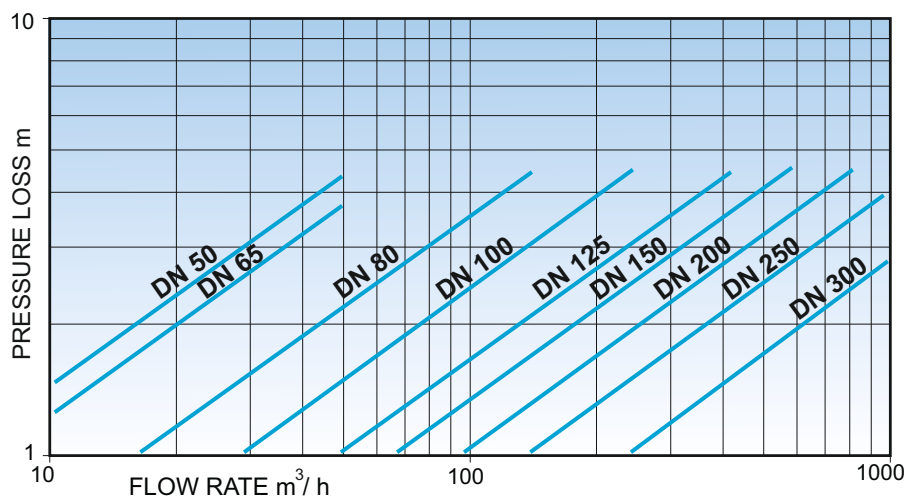
DESCRIPTION

NORMES

| | |
|---------------|---|
| Flanges | EN 1563 / EN 1092-2 / DIN 3202 |
| Dimensions | DN 50 - 300 |
| Temperature | 70°C |
| Pressure max. | PN 10-16-25 |
| Coating | Powder/Poudre epoxy 250 microns DIN 30677 |
| Testing | EN 12266-1 , EN 1074-3 |



| ΠΕΡΙΓΡΑΦΗ | ΥΛΙΚΟ |
|------------------|---------------------|
| BODY (DN50-80) | Ductile iron GGG 40 |
| BODY (DN100-300) | Steel St 37-2 |
| CONE | Ductile iron GGG 40 |
| MEMBRANE | EPDM/NBR |
| BOLTS-NUTS | Galvanized steel |



| DN | 50 | 65 | 80 | 100 | 125 | 150 | 200 | 250 | 300 |
|-----------|------|------|------|------|------|------|-------|-------|-------|
| L | 200 | 240 | 260 | 300 | 350 | 400 | 500 | 600 | 700 |
| D PN25 | 165 | 185 | 200 | 235 | 270 | 300 | 360 | 425 | 485 |
| K PN25 | 125 | 145 | 160 | 190 | 220 | 250 | 310 | 370 | 430 |
| H | 175 | 175 | 220 | 220 | 292 | 292 | 374 | 446 | 550 |
| D1*n PN25 | 19*4 | 19*8 | 19*8 | 23*8 | 28*8 | 28*8 | 28*12 | 31*12 | 31*16 |

| DESCRIPTION | NORMES |
|---------------|---|
| Flanges D.I | EN 1563 / EN 1092-2 / DIN 3202 |
| Flanges steel | EN 1092-1 |
| Dimensions | DN 50 - 300 |
| Temperature | 70°C |
| Pressure max. | PN 25 |
| Coating | Powder/Poudre epoxy 250 microns DIN 30677 |
| Testing | EN 12266-1 |