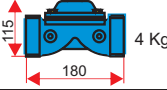
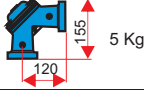
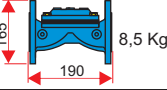
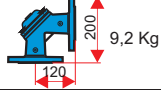
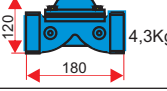
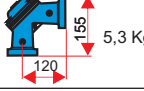
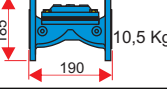
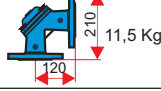
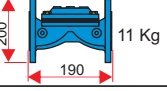
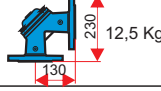
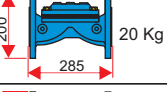
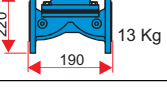
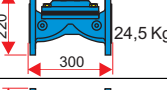
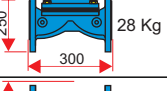
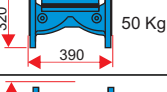
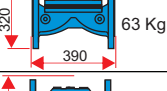
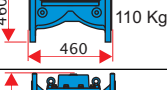
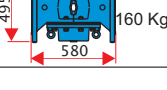


Hydraulic control valves are direct - sealing diaphragm valves activated by pipeline pressure. When in the control chamber pressure is equal to the pipeline pressure the rubber diaphragm closes the valve. The spring in the upper side of diaphragm helps valve to close regardless of pressure and flow conditions.

Expanding the pressure from control chamber ,valve opens.

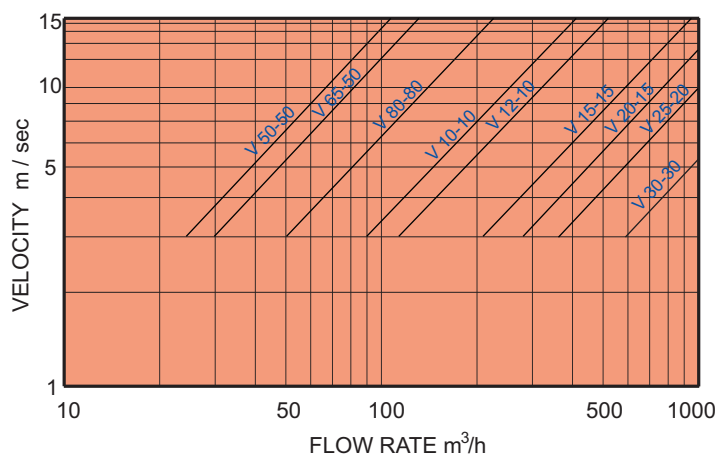
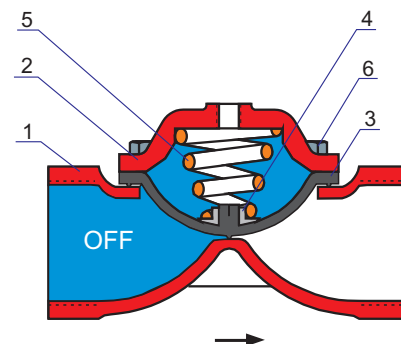
The valve's only moving part is its diaphragm.

TYPES AND DIMENSIONS OF BASIC VALVE

MATERIAL		CAST IRON GG 25 - DUCTILE IRON GGG 40				
mm	Inch	CODE	THREADED	THREADED ANGLE	FLANGED	FLANGED ANGLE
50	2	V 50-50	 4 Kg	 5 Kg	 8,5 Kg	 9,2 Kg
65	2 ½	V 65-50	 4,3Kg	 5,3 Kg	 10,5 Kg	 11,5 Kg
80	3	V 80-50			 11 Kg	 12,5 Kg
80	3	V 80-80			 20 Kg	
100	4	V 10-50			 13 Kg	
100	4	V 10-10			 24,5 Kg	
125	5	V 12-10			 28 Kg	
150	6	V 15-15			 50 Kg	
200	8	V 20-15			 63 Kg	
250	10	V 25-20			 110 Kg	
300	12	V 30-30			 160 Kg	

MATERIAL LIST

1	Body	Cast iron GG 25 - GGG 40
2	Cover	Cast iron GG 25 - GGG 40
3	Diaphragm	NBR
4	Spring seat	POLYAMID
5	Spring	AISI 302
6	Nuts and bolts	Coated steel



QS - V valve opens instantly when pressure in pipeline exceeds the desirable level .

QS - V valve is very simple in its operation, regulation and maintenance.

It works assisted by a pot with compressive air which pressure is regulated , so as to expanse immediately the liquid , when pressure exceeds the regulated limit.

DESCRIPTION	NORMES
Flanges	EN 1563 / EN 1092-2
Thread	BSP / NPT
Pressure	PN 10-16-25
Coating	Powder epoxy 250 µm DIN 30677
Testing	EN 1074-1-5