

IRRIGATION HYDRANT TYPE B2 (LONG BODY)

EVDOS SA produces irrigation hydrants with and without antifrost protection type B2, which are in compliance with the international specifications.

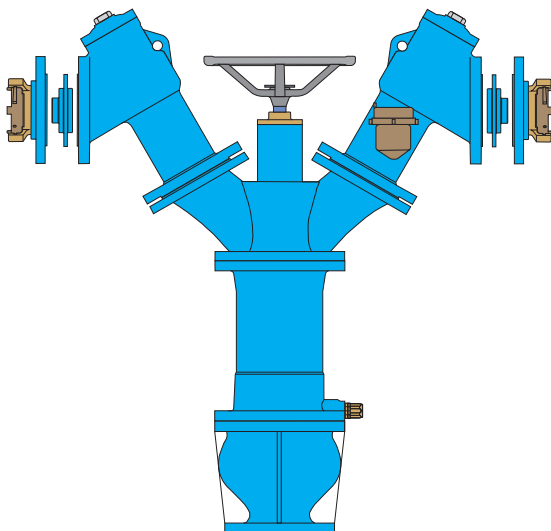
The irrigation hydrants have the ability to operate in pressure 25 bar and to canalize water with solid particles of sizes up to 3 mm.

Optional can be equipped with an automatic air valve.



The hydrant type B2 consists of the following parts:

- a .Flanged sleeve
- b. Antifrost extension
- c. Head B2
- d. Valve
- e. Handweel



Valve is NP type and opens opposite from flow rate . Valve's opening and close doesn't happen in time less than 6 secretary.

The valve's moving part secures a progressively raise and reducing the flow ,so as to avoid the water hammer .



TYPES		
TYPES	DN inlet	DN outlet
B2	80-100-125-150-200	2 * Φ 100 1 * Φ 100 / 2* Φ 65

DESCRIPTION	NORMS
Flanges	EN 1563 / EN 1092-2
Pressure max.	PN 10-16-25
Flow per outlet	22 l/s
Coating	Powder epoxy 150 microns DIN 30677
Testing	EN 1074-1-6

IRRIGATION HYDRANT TYPE B2 (SHORT BODY)

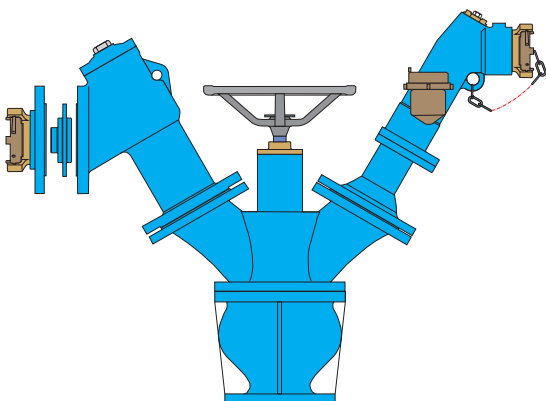
EVDOS SA produces irrigation hydrants with and without antifrost protection type B2, which are in compliance with the international specifications.

The irrigation hydrants have the ability to operate in pressure 25 bar and to canalize water with solid particles of sizes up to 3 mm.

Optional can be equipped with an automatic air valve.

The hydrant type B2 consists of the following parts:

- a .Flanged sleeve
- b. Head B2
- c. Valve
- d. Handweel



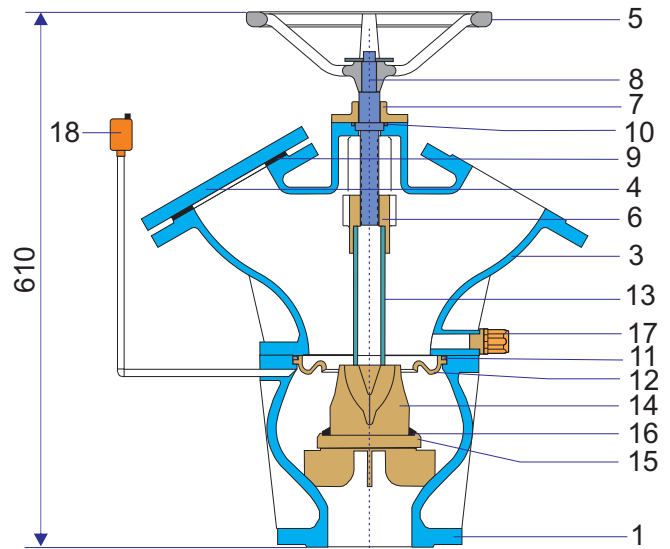
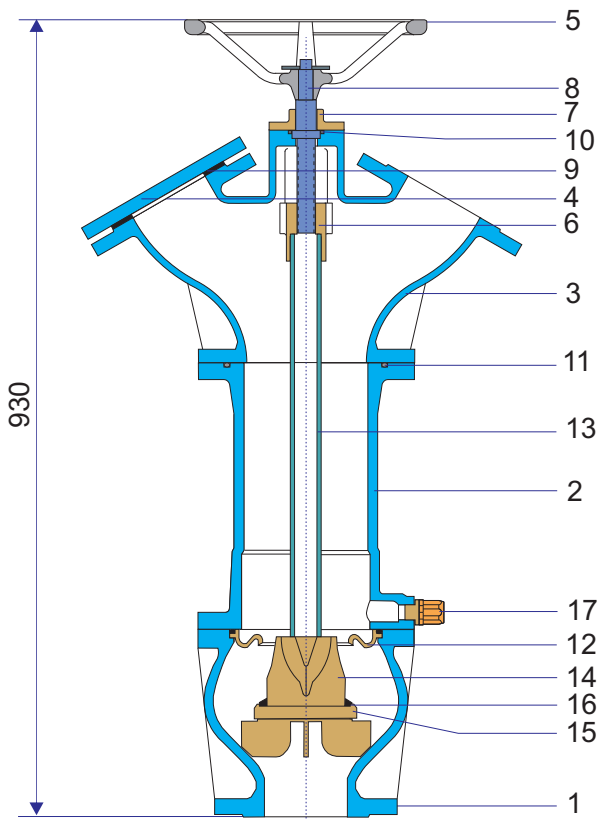
Valve is NP type and opens opposite from flow rate . Valve's opening and close doesn't happen in time less than 6 secretary.

The valve's moving part secures a progressively raise and reducing the flow ,so as to avoid the water hammer .

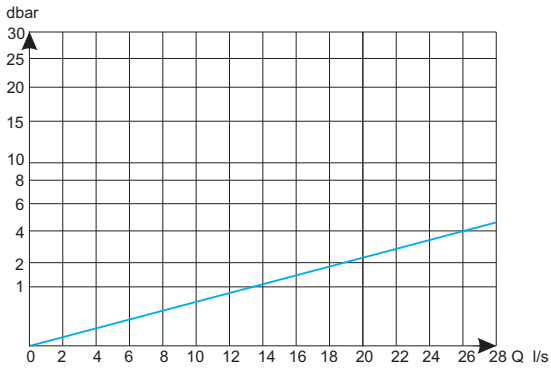
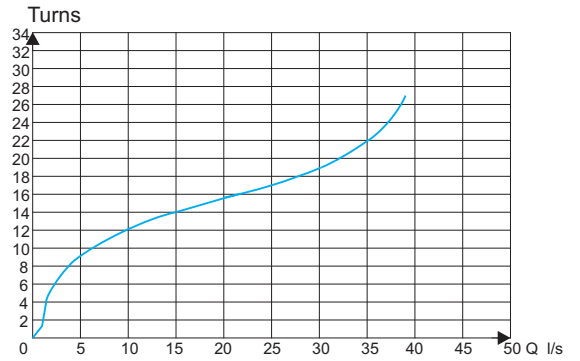
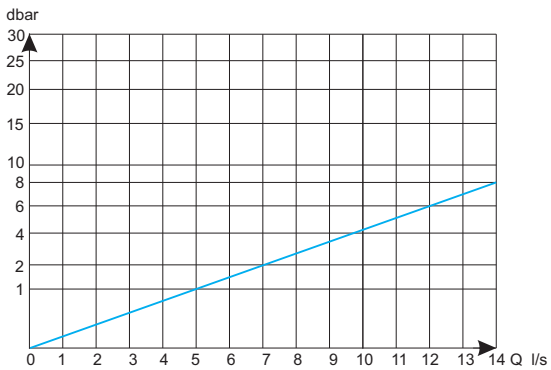
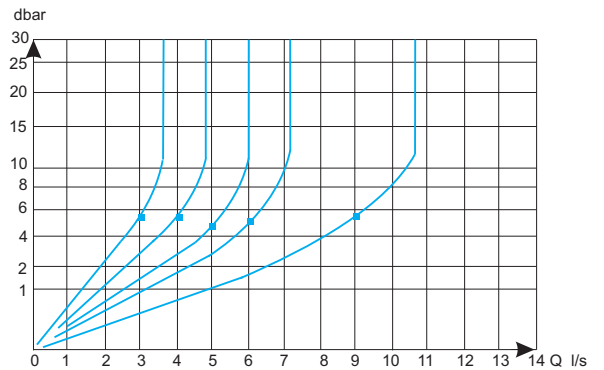
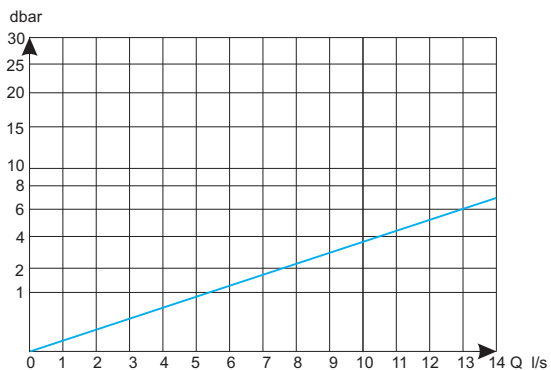
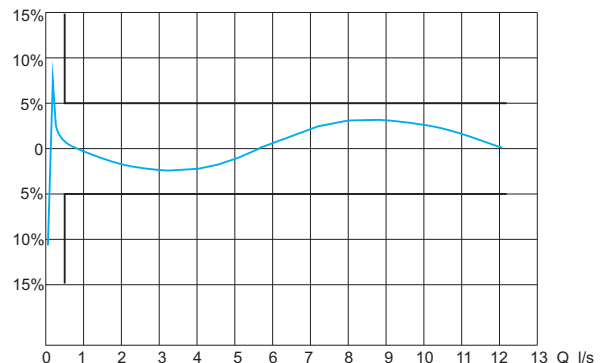


TYPES		
TYPES	DN inlet	DN outlet
B2	80-100-125-150-200	2 * Φ 100 1 * Φ 100 / 2* Φ 65

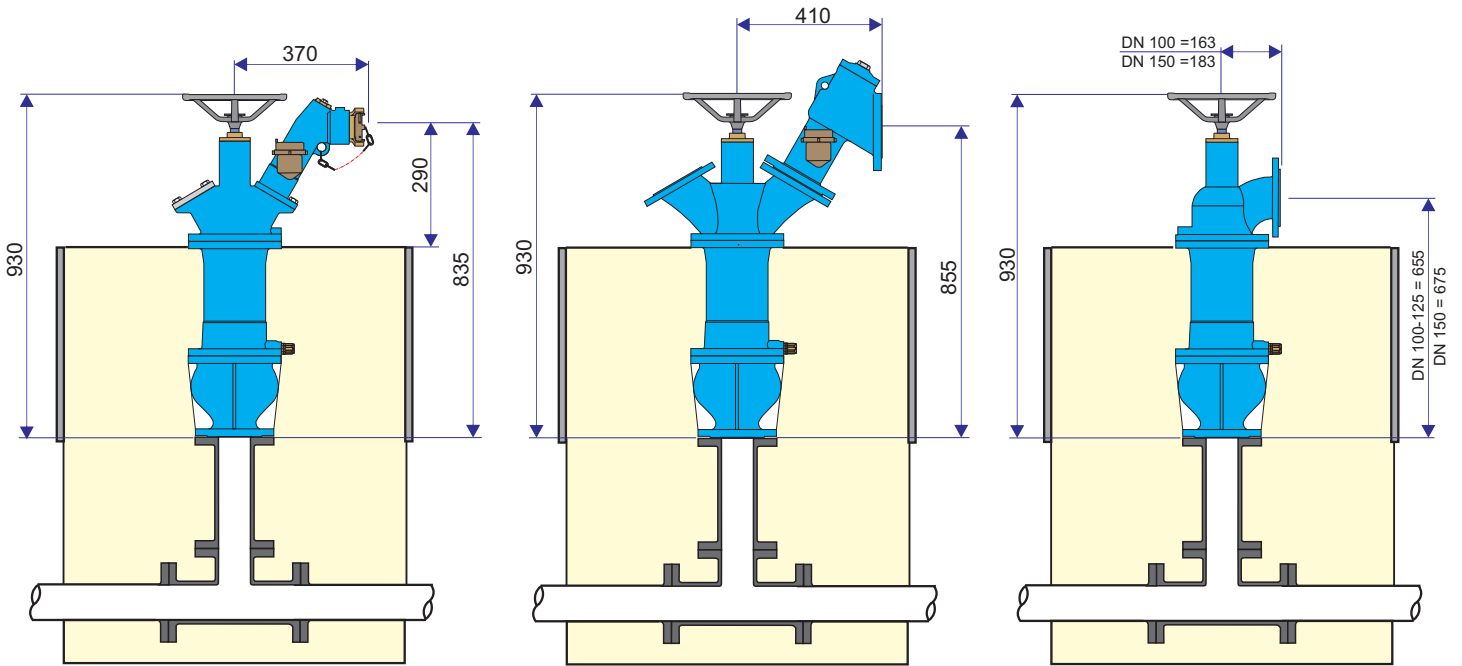
DESCRIPTION	NORMS
Flanges	EN 1563 / EN 1092-2
Pressure max.	PN 10-16-25
Flow per outlet	22 l/s
Coating	Powder epoxy 150 microns DIN 30677
Testing	EN 1074-1-6



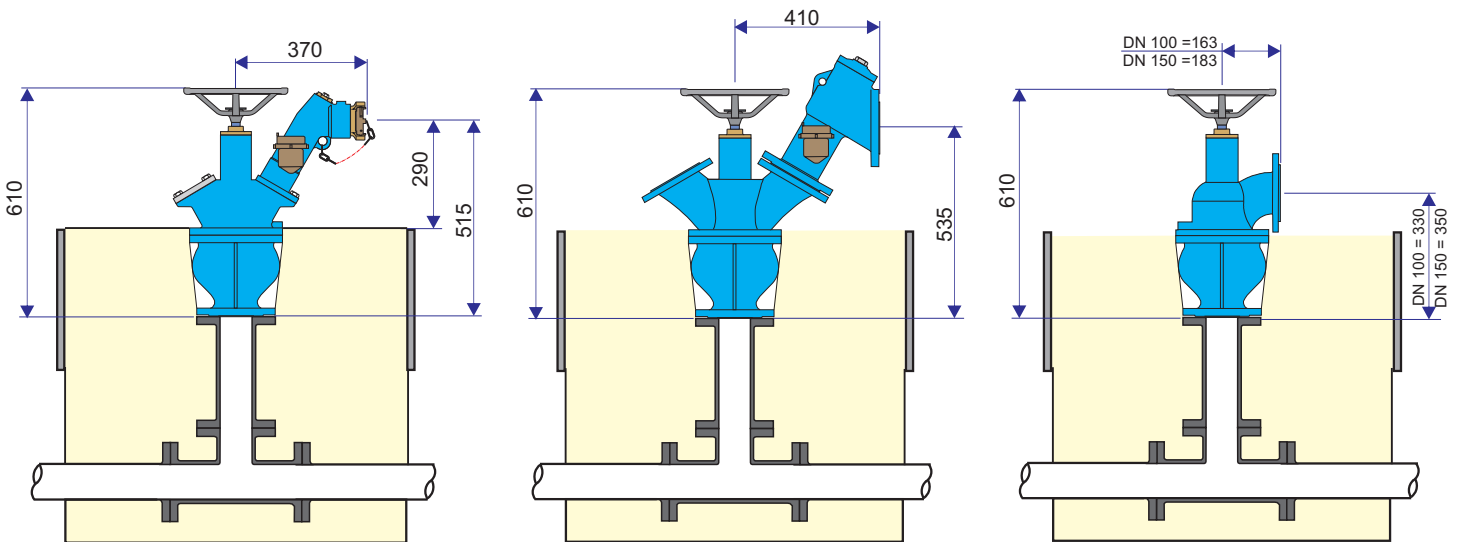
No	DESCRIPTION	MATERIAL
1	Flanged sleeve	Ductile iron GGG 40 EN 1563
2	Antifrost extension	Ductile iron GGG 40 EN 1563
3	Head	Ductile iron GGG 40 EN 1563
4	Cover	Steel EN 10025
5	Handweel	Cast iron GG 25 EN 1561
6	Nut	Brass
7	Control rod stop	Ductile iron GGG 40 EN 1563
8	Stem	Stainless Steel AISI 304
9	Rubber	N.B.R
10	O-Ring	N.B.R
11	O-Ring	N.B.R
12	Valve seat	Brass
13	Extension of spindle	Steel
14	Valve	Ductile iron GGG 40 EN 1563
15	Nut for valve	Brass
16	Rubber	N.B.R
17	Antifrost valve	Brass
18	Small air valve	Brass

BODY OF HYDRANT

FLOW ACCORDING TO THE OPENING OF THE VALVE

OUTLET WITH WATER METER

FLOW LIMITER

PRESSURE REGULATOR (OPEN POSITION)

PRECISION COUNTING


HYDRANTS WITH ANTIFROST PROTECTION (LONG BODY)



HYDRANTS WITHOUT ANTIFROST PROTECTION (SHORT BODY)



WITH ANTIFROST

TYPE	Kg
A2	56
A4	58
B2	67
C 100	59
C 150	68

WITHOUT ANTIFROST

TYPE	Kg
A2	40
A4	42
B2	51
C 100	43
C 150	52

OUTLETS

TYPE	Kg
A DN 65 complete	11,5
A DN 65 without water meter	10,5
B DN 100 complete	36